



Electric Motor Driven Submersible Pump

Model SM4C1-X10 Size 4"

**PUMP SPECIFICATIONS****MSHA PUMP APPROVAL 2G-3971A-0.****COMMONWEALTH OF PENNSYLVANIA APPROVAL BFE-637-77.****Diffuser:** G-R Hard Iron;

Maximum Operating Pressure 75 psi (517 kPa).*

Impeller: G-R Hard Iron.**Wear Plate:** Carbon Steel ASTM A36.**Seal Plate:** G-R Hard Iron.**Intermediate:** Aluminum Alloy 356-T6.**Casing:** Aluminum Alloy 6061-T6 with Chromicoat.**Motor Housing:** Aluminum Alloy 356-T6.**Rotor Shaft:** Stainless Steel 416.**Shaft Sleeve:** Stainless Steel 304.**Bearings:** Upper - Two Synthetic Seals, Single Row Ball Bearing.
Lower - Two Synthetic Seals, Double Row Ball Bearing.**Discharge Flange:** Aluminum Alloy 356-T6.**Gaskets:** Cork with Nitrile Binder (NC710).**O-Rings:** Fluorocarbon (DuPont Viton® or Equivalent) and Buna-N.**Wetted Hardware:** Standard Plated Steel and Stainless Steel.**Strainer:** Urethane Coated Steel; 50.6% Open Area,
0.375" (9,5 mm) Diameter Openings.**Hoisting Bail:** Urethane Coated Steel.**Standard Equipment****NEMA Type 10 Explosion Proof Control Box.** Provides On-Off,
Circuit Breaker and Motor Overload Protection.**MSHA Certification X/P-3026-1.****Optional Equipment**

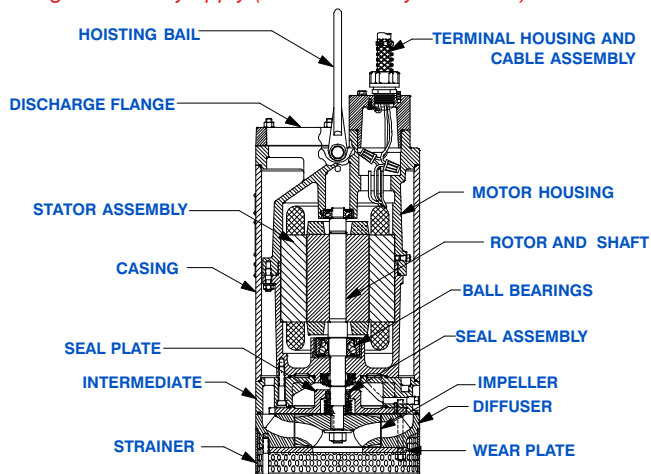
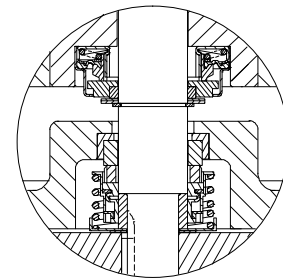
Staging Adapter Kit.

MSHA-Certified Automatic Control Box, [Single Ball Type Float Switch](#).**

**Cable Lengths From 50 to 400 Feet Available.

MOTOR/CABLE SPECIFICATIONS**Motor:** Air Filled Enclosure; 10.0 H.P.; 3450 R.P.M.; Three Phase: 460/575 Volt,
60 Hz, 17/13.6 Full Load AMPS; 12 kW (Max.)**MSHA Approval 7J-97016-0.****Power Cable:** 7 Wire, Type SPC; (3) 12 AWG Power Conductors, (2) 14 AWG
Control Conductors, (1) 10 AWG Ground Conductor and (1) 14 AWG Ground
Check Conductor. Nominal Length 50 Feet (15 m). Standard.

(Specify Alternate Length at Time of Order.)***

*** Circuit Breaker Amp Rating and Maximum Combined Length of Motor and
Trailing Cables May Apply (Consult Factory for Details).**SEAL DETAIL**

Tandem, Oil Lubricated.

Upper: Type 22, Mechanical. Cast Iron Rotating Face, and
Carbon Stationary Face. Neoprene and Buna-N
Elastomers. Carbon Steel Spring and Plated Steel Cage.**Lower Seal:** Type 2, Mechanical. Tungsten Titanium
Carbide Rotating Face and Silicon Carbide Stationary
Face. Fluorocarbon Elastomers (DuPont Viton® or
Equivalent). Stainless Steel 303/304 Cage and Spring.

Maximum Temperature of Liquid Pumped, 122°F (50°C).*

* Consult Factory for Applications Exceeding Maximum
Pressure and/or Temperature Indicated.**GORMAN-RUPP PUMPS**

www.grpumps.com

Specifications Subject to Change Without Notice

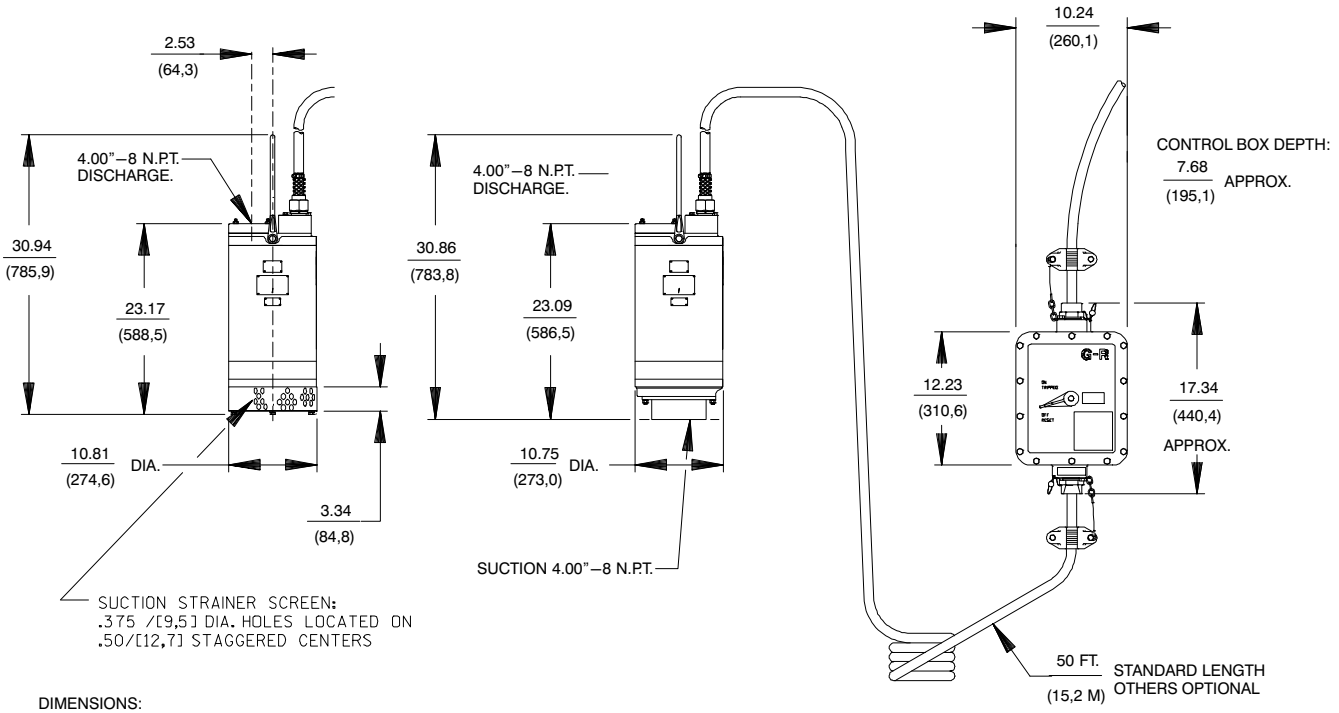
Printed in U.S.A.

Specification Data

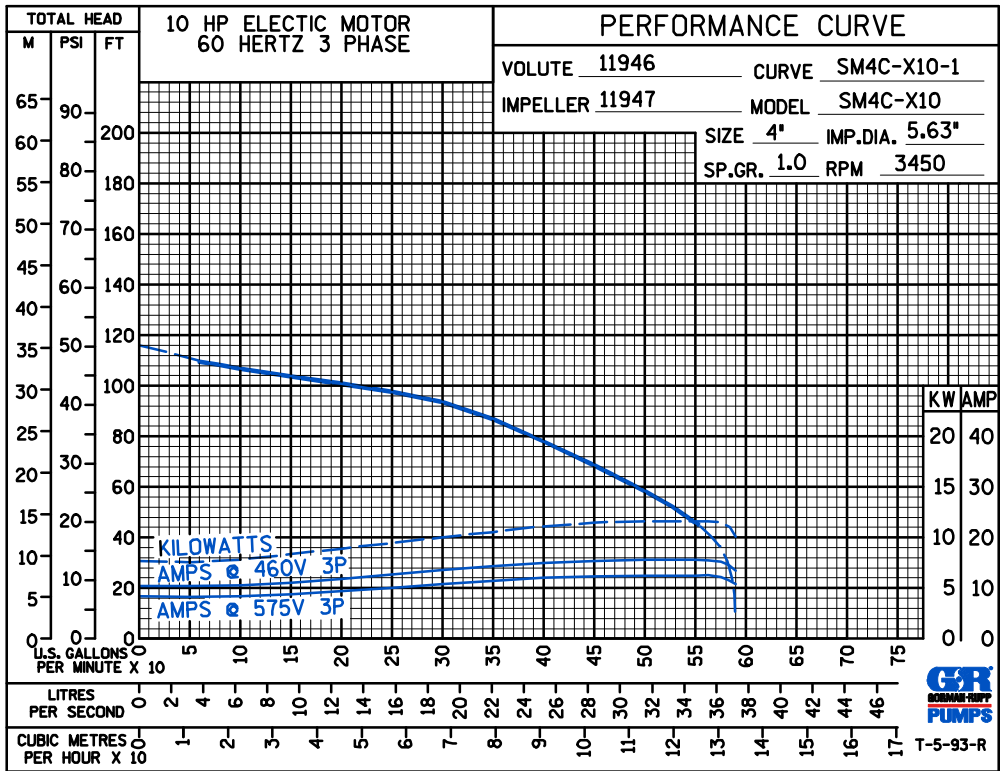
APPROXIMATE
DIMENSIONS and WEIGHTS

PUMP & CABLE NET WEIGHT: 205 LBS. (93 KG.)
CONTROL BOX NET WEIGHT: 35 LBS. (16 KG.)
GROSS SHIPPING WEIGHT: 255 LBS. (116 KG.)
EXPORT CRATE: 7.8 CU. FT. (0,22 CU. M.)

SECTION 132, PAGE 600



DIMENSIONS:
INCHES
(MILLIMETERS)



GORMAN-RUPP PUMPS

www.grpumps.com

Specifications Subject to Change Without Notice

Printed in U.S.A.