



BASIC PUMP
EQUIPPED WITH



SELF-PRIMING CENTRIFUGAL PUMP

Model: V3D60SC-B

Various Patents Apply

Pump Specifications

Size	4" x 3" (102 mm x 76 mm) **
Impeller Type	Semi-Open, Two Vane
Solids-Handling Capability	3" (76,2 mm) Spherical Diameter
Seal Type	Cartridge Type, Mechanical, Oil-Lubricated, Double Floating, Self-Aligning
Radial Bearing	Open Double Row Ball
Thrust Bearing	Open Double Row Ball
Bearing and Seal Cavity Lubrication	SAE 30 Non-Detergent Oil
Maximum Operating Pressure	90 psi (621 kPa)*
Max Temp of Liquid Pumped	160°F (71°C).*
Oil Level Sight Gauges	Bearing and Seal

Pump Materials

Casing	Gray Iron 30
Impeller	Ductile Iron 65-45-12
Impeller Shaft	17-4 PH SST
Shaft Sleeve	Alloy Steel 4130
Seal: Stationary Face	Silicon Carbide
Rotating Face	Silicon Carbide
Elastomer	Fluorocarbon FKM, (Viton® or Equivalent)
Replaceable Self Cleaning Wear Plate:	Carbon Steel ASTM A36
Removable Adjustable Cover Plate	Gray Iron 30
Removable Inspection Cover Plate	Gray Iron 30
Externally Removeable Flap Valve	Neoprene with Nylon and Steel Reinforcing
Seal Plate	Gray Iron 30
Bearing Housing	Gray Iron 30
Suction Flange/Flap Valve Seat	Gray Iron 30
Gaskets	Buna-N, Compressed Synthetic Fibers, Vegetable Fiber, PTFE, Cork and Rubber
O-Rings	Buna-N
Hardware	Standard Plated Steel
Pressure Relief Valve	Brass

*Consult Factory for Applications Exceeding Maximum Pressure and/or Temperature Indicated.


Optional Equipment: Automatic Air Release Valve. High Pump Temperature Shutdown Kit. Cartridge Seal w/Stainless Steel Sleeve. 120/240 Volt Casing Heater.

** Optional Gray Iron 30 Flanges Available as Follows (See Price Sheets):

4" and 3" Female NPT Discharge Flange Kit

4" and 3" ASA Suction/Discharge Spool Flange Kits

100 mm and 80 mm DIN 2527 (PN 16) Suction/Discharge Spool Flange Kits.



ULTRA V WITH ERADICATOR FEATURES AND BENEFITS

Easy To Service And Maintain - Pump is mounted above liquid being pumped with only the suction line down in liquid.

Dual Bearing Protection - An atmospheric barrier along with two lip seals provide additional protection of the pump bearings. This unique design also allows for quick and easy external monitoring of the bearing cavity.

Inspection Cover - Patented, lightweight inspection cover for easy access to the impeller without removing the entire backcover plate or piping.

Self-Cleaning Wearplate - Incorporating a number of notches and grooves, as well as a revolutionary tooth (Tooth used on T3 - T10 models), that helps break up stringy materials and pass them through the pump without impacting performance or interrupting service. This greatly reduces troublesome clogging and expensive downtime.

Up To 3" Diameter Spherical Solids Handling (2.50" dia solids on V3A and V3C models).

Removable Rotating Assembly - The entire rotating assembly can be removed without disturbing the pump volute or piping allowing the rotating assembly to be easily repaired or quickly replaced with a new ready to drop in assembly.

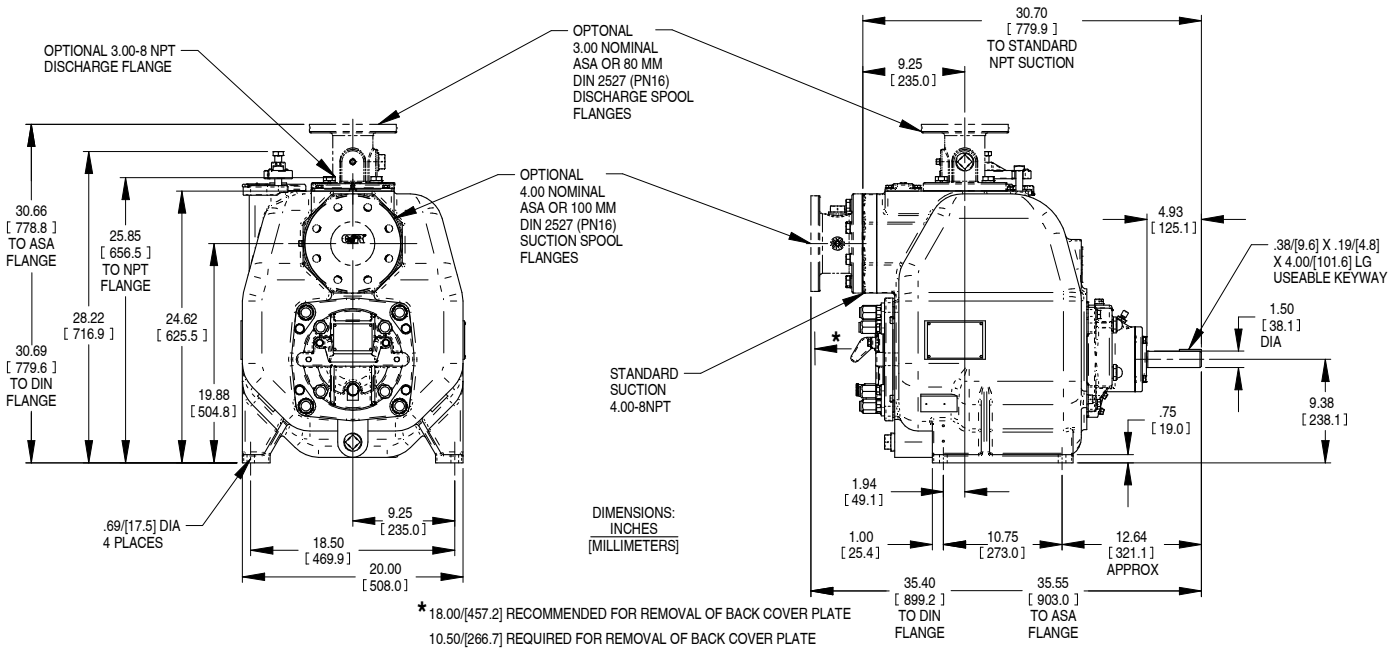
Upgradeable - The patented UltraMate® can be paired with the Ultra V Series pump when system requirements exceed the Ultra V's exceptional performance range. By adding the UltraMate unit directly to the Ultra V through an innovative transition chamber, maximum pressure is increased up to three times the pressure of traditional solids-handling, self-priming, single stage pumps.

Externally removeable suction check valve - A positive sealing, externally removeable suction check valve is standard on Ultra V Series® models. This eliminates the need to disconnect any piping for inspection or replacement. The check valve has a blowout center that limits excessive volute pressure, protecting the pump.

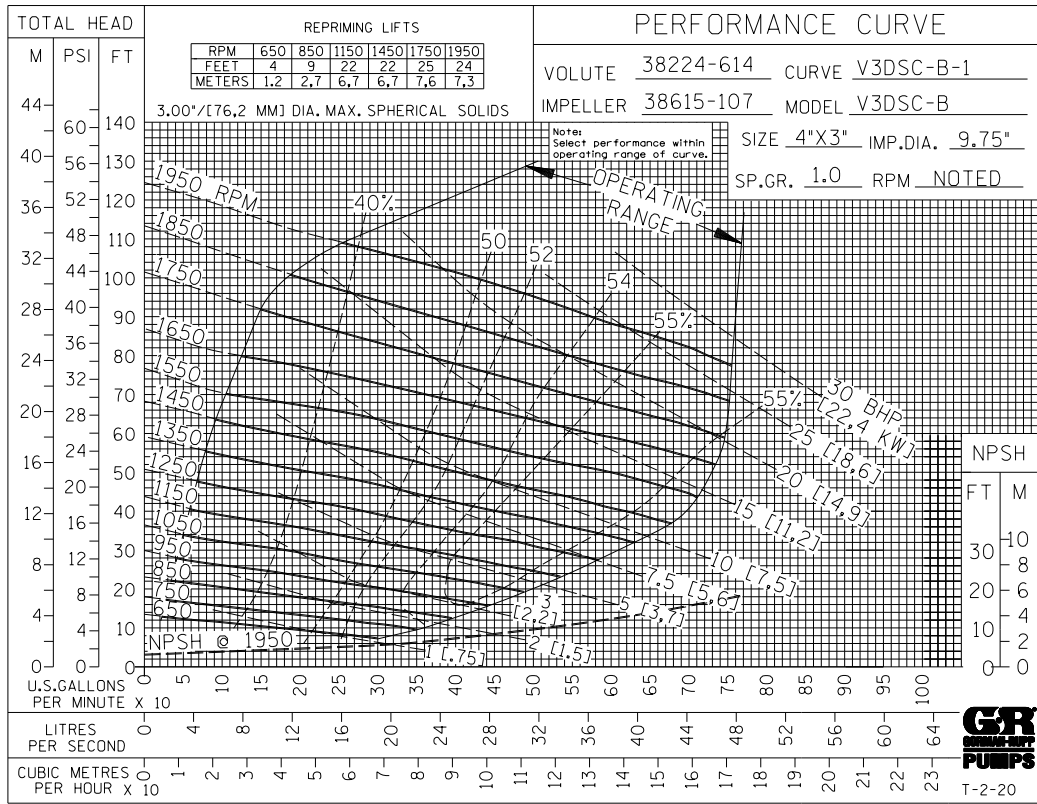
APPROXIMATE DIMENSIONS AND WEIGHTS

NET WEIGHT	740 LBS. (335 KG.)*
SHIPPING WEIGHT	675 LBS. (306 KG.)*
EXPORT CRATE	13.5 CU. FT. (0,38 CU. M.)

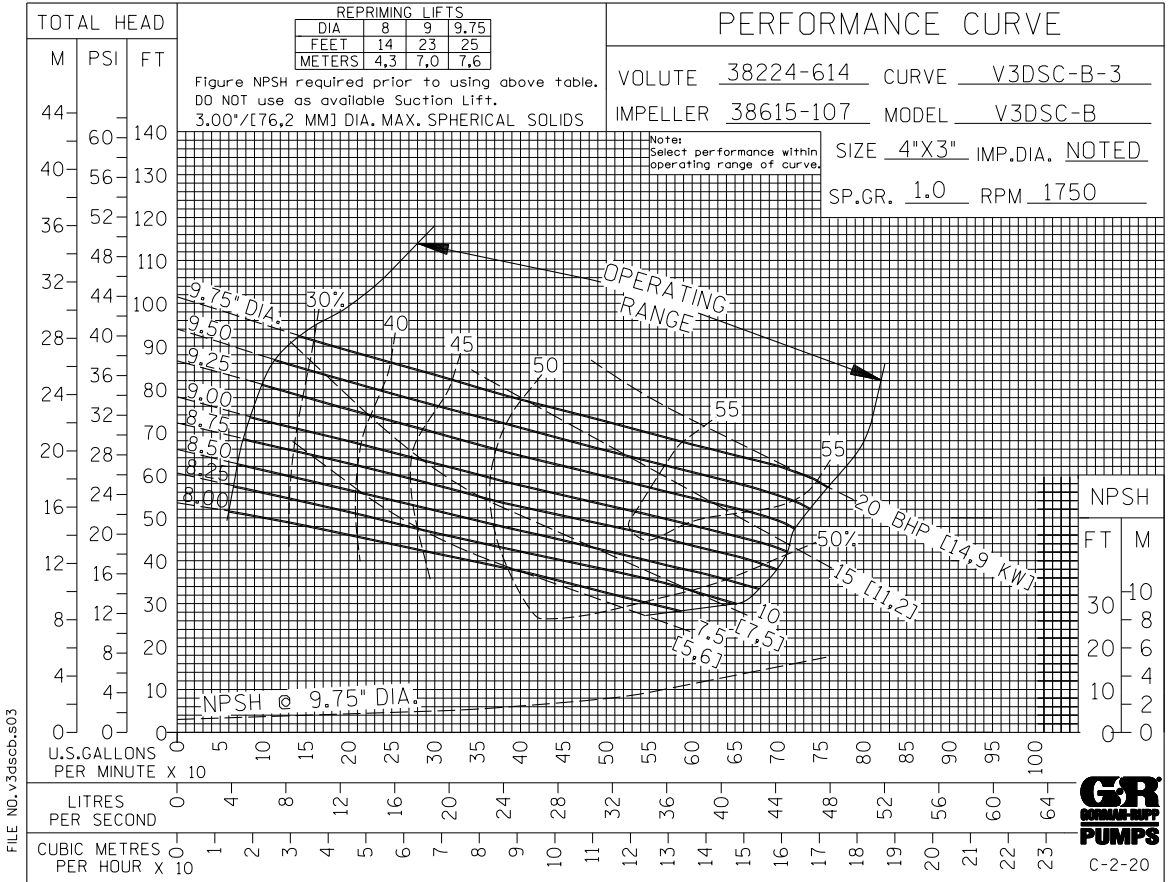
**WEIGHTS DO NOT INCLUDE OPTIONAL FLANGE KITS.*



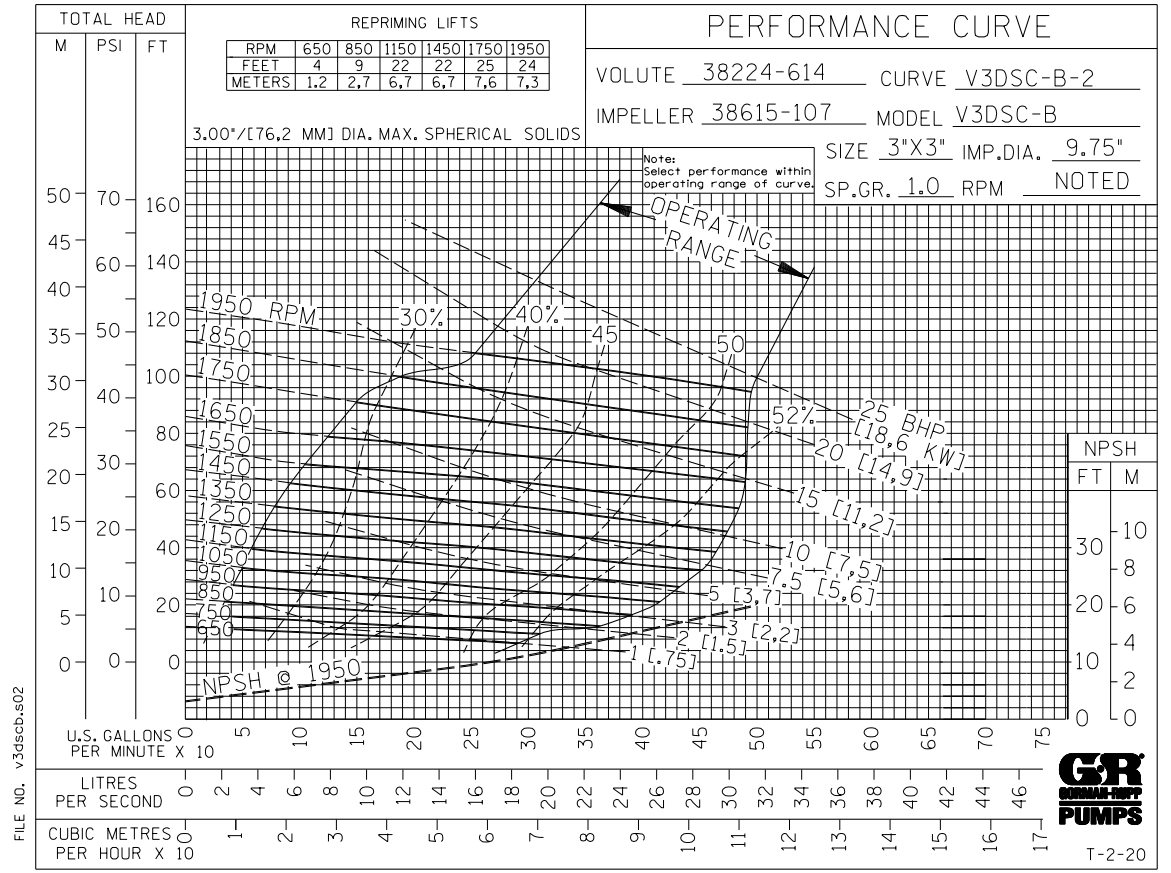
OPTIONAL SUCTION & DISCHARGE FLANGES SHOWN IN PHANTOM



60 HERTZ
PERFORMANCE
BASED ON
WATER
WITH TRIMS



60 HERTZ
PERFORMANCE
FOR REDUCED-
SUCTION
BASED ON
WATER



**50 HERTZ
PERFORMANCE
BASED ON
WATER WITH
TRIMS**

